


## Speech Therapy Targets for "Talking Tunes"

*by Diane Dynes, PhD, CCC/SLP-L*

Music makes things better including speech and language learning. For children in speech therapy, music can facilitate interaction even with the most severely impaired. "Talking Tunes" by Kelly Donovan is a compilation of songs with specific lyrics that target the areas of: sound production, vocabulary development and social skills training. This CD is unique as a tool for speech therapy because the music incorporates characteristics that benefit speech delayed children. The repetition of sounds, syllables and words that were chosen based on motor complexity provide more practice with targets. The music is slower and some of the sounds are prolonged providing time for the speech delayed child to participate. Many songs incorporate the use of 'echo' encouraging speech imitation and turn taking in a motivating and fun medium. The lyrics talk about everyday routines with concrete terms that reduce the "cognitive load" for children that process at a slower rate. All the songs were written to be engaging for both typical and speech-impaired children creating greater opportunities for inclusion and modeling.

The following is a listing of the language targets, speech sound targets and the suggested movements along with the lyrics for each track on the CD. Enjoy!



Track #1

## Fly to the Moon

This song gives frequent opportunities to practice the vowel shapes and it tells a wonderful story about a child going to the moon with sound effects that add to the imagination

### Language Targets:


- vocabulary related to space "sky", "moon", "stars", "rocket ship"

### Speech Sound Targets:

- Vowel practice with /oo/
- "moon" "soon" "zoom"

### Suggested Movements:

- act out building a rocket ship ; arms out flying; catching stars



Track #2

## I am a Tree

It is always an added bonus when a children's song is written in the jazz genre. This tune allows for frequent listening and practice of the vowel shape /ee/ as the singer holds the sound making it stand out and giving enough time for kids to join in.

### Language Targets:

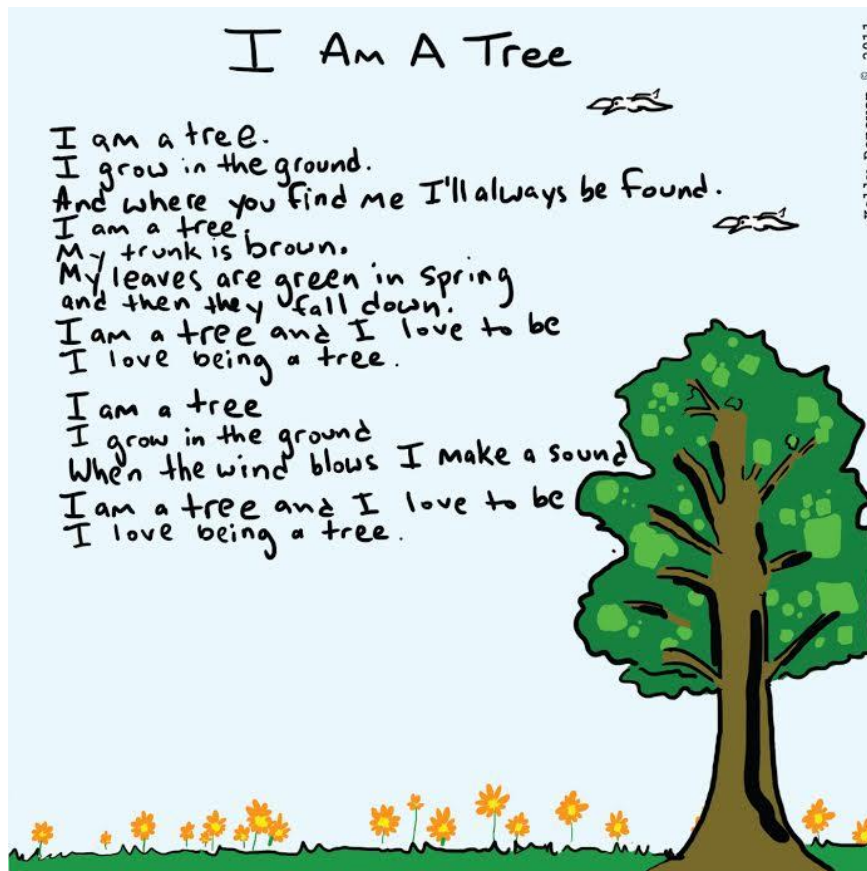
- Sequence of tree growing
- vocabulary of tree parts and colors

### Speech Sound Targets:

- vowel practice /ee/
- "tree", "be" "me"
- vowel sequence practice "oo ah oo"

### Suggested Movements:

- Stand tall like a tree, arms out for leaves, fall down to the ground



## Uh Oh

The title tells you that the song will offer practice with classic interactive phrases but it also has the added bonus of explaining that accidents happen and it really isn't that bad.

### Language Targets:


- social understanding that mistakes happen

### Speech Sound Targets:

- vowel practice /oh/
- vowel sequence practice "uh oh"
- vowel-consonant-vowel "oh well"

### Suggested Movements:

- the practice with the interactive phrases ("uh oh" and "oh well") can be accompanied with facial expressions



## Outside

This song offers frequent opportunity for motor speech practice using CVC words that are repeated in 'threes' and the timing is slow enough to allow children with speech impairments to participate.

### Language Targets:


- vocabulary related to familiar things outside and their associated sounds

### Speech Sound Targets:

- environmental sounds
- CVC practice with early sounds "hop", "beep", "tap", "peep", "tick", "woosh", "drop"

### Suggested Movements:

- the CVC practice of the environmental sounds is the focus



## Jump Up

Another favorite that offers numerous opportunities for not only speech imitation but also a great song for learning prepositions and verbs.

### Language Targets:

- locations words including "up", "down", "through", "around"
- action words including "jump", "sit", "walk", "spin", "turn"
- 2 word combinations "jump up", "sit down", "walk through"

### Speech Sound Targets:

- The echo in the verses encourage the imitation of the words

### Suggested Movements:

- each action is easily performed during the song

**Jump Up**



Jump up. Jump up.  
Sit down. Sit down.  
Walk through. Walk through.  
Spin around! Spin around!

Jump up. Jump up.  
Sit down. Sit down.  
Walk through. Walk through.  
Spin around!

Let's turn, turn, turn.  
Let's jump, jump, jump.  
Let's spin, spin, spin.  
But don't bump, bump, bump

Jump up. Jump up.  
Sit down. Sit down.  
Walk through. Walk through.  
Spin around! Spin around!

Jump up. Jump up.  
Sit down. Sit down.  
Walk through. Walk through.  
Spin around!



Kelly Donovan © 2012

Track #6

## The Peanut Butter Song

Songs about food are a nice addition to a CD compilation for speech therapy. This song has some funny phrases sung with intonation that will keep the child's attention.

### Language Targets:

- vocabulary practice with body parts "toes", "nose", "face"
- song about food for encouraging eating

### Speech Sound Targets:

- interactive phrases "ewww"
- listening to rhyming words

### Suggested Movements:

- pointing to body parts while saying them in the song

## THE PEANUT BUTTER SONG

Peanut butter, peanut butter on my toast.  
Peanut butter, peanut butter love you most.  
Peanut butter, peanut butter you're the best.  
HEY, Peanut butter! You made a mess!!

Peanut butter, peanut butter on my nose.  
Peanut butter, peanut butter on my toes.  
Peanut butter, peanut butter to elbows.  
OH, Peanut butter, it's kind of gross.

Peanut butter, peanut butter on my shoe.  
Peanut butter, peanut butter still love you.  
Peanut butter, peanut butter every place.  
OH, Peanut butter, you're on my face!

Peanut butter, peanut butter on my toast.  
Peanut butter, peanut butter love you most.  
Peanut butter, peanut butter still the best.  
OH, Peanut butter, you're my favorite mess!



Kelly Donovan © 2011

Track #7

## Let's Take a Bath

A song that highlights the steps in an everyday routine is a great way to help a child understand the sequence. The lyrics are repetitive and easy to recall for singing along while taking a bath.

### Language Targets:


- vocabulary practice with body parts "hair", "feet", "face"
- sequence of taking a bath

### Speech Sound Targets:

- listening to rhyming words
- vowel practice with /aa/ "bath" "splash" "laugh"

### Suggested Movements:

- Acting out washing and splashing in the bath
- Washing each body part as they are mentioned





## Pick Up Your Stuff

It is important to have a good clean up song and this one is perfect because the lyrics talk about what to do. The repetitive line is simple and the children will continue singing it long after the song is over.

### Language Targets:

- sequence to cleaning up explaining what to do "the toys go in the box", "the books go on the shelf", "the clothes go in the dresser"

### Speech Sound Targets:

- frequent opportunity to practice simple phrases "pick up", "put away"

### Suggested Movements:

- the song lends itself to be used during clean up time



Track #9

## Stay Warm

This song puts in simple terms the reason we need to put on our coat in the cold weather. The tune leaves ample room for the child to echo the carrier phrase "I need my ...." as each piece of clothing is named.

### Language Targets:

- vocabulary practice with clothes
- practice with carrier phrase "I need..."
- concept of cold weather

### Speech Sound Targets:

- practice with 'yes'
- listening to rhyming words

### Suggested Movements:

- pretending to put on each item of clothing as it is sung in the song



## Goodnight Sun

A song for the bedtime routine that combines 'goodnight' with different things you see at night. The lyrics lend themselves to be expanded to say 'goodnight' to other favorites in a child's life.

### Language Targets:

- frequent practice with two word combinations "goodnight sun", "goodnight moon" "goodnight trees" "goodnight sun"
- concept of day and night

### Speech Sound Targets:

- practice with 'goodnight' or replace with 'nite nite'
- practice with 'wake up'
- listening to rhyming words

### Suggested Movements:

- sign for 'goodnight' and 'wake up'
- combining the sign for 'goodnight' and the objects: sun, moon, tree



Track #11

## Stinky Song

This song is a very concrete explanation of why the child needs to take a shower or bath presented in a fun, interactive way.

### Language Targets:

- concept of why you take a shower/bath

### Speech Sound Targets:

- CVCV practice with early sounds "dirty"

### Suggested Movements:

- action for 'stinky'



## Track #12

### My Dinosaur

This song makes a person feel like the dinosaur is in the room. It is timed so well that it is easy to stomp along and imagine having your own pretend dinosaur.

#### Language Targets:

- imaginative story about a dinosaur actions
- concepts of big

#### Speech Sound Targets:

- repetitive practice with 'stomp stomp' and 'roar roar'

#### Suggested Movements:

- the song lends itself to doing the actions of the dinosaur.

**My Dinosaur**  
For Myles and his strong body

Stomp, stomp! Roar, roar!  
Here comes my dinosaur!  
Stomp, stomp! Roar, roar!  
He can't get through the door.

I'll cut a hole to get him through!  
That's exactly what I'll do!  
I just need a saw, or a jackhammer,  
But he stepped on my house  
So now it doesn't matter.

Stomp, stomp! Roar, roar!  
Here comes my dinosaur!  
Stomp, stomp! Roar, roar!  
We're always having fun!


I went to the pool to go for a swim.  
He wanted to wade but he couldn't fit in.  
He jumped up high and he sang a little song,  
"Here I Come!"  
Now the water's all gone.

Seriously, Dinosaur?  
Stomp, stomp! Roar, roar!

I still love my dinosaur.  
Stomp, stomp! Roar, roar!  
I always love my dinosaur.

Stomp, stomp! Roar, roar!  
Oh, I love my dinosaur.

Stomp, stomp! Roar, roar!  
Everyday I love him more.



Kelly Donovan © 2013

## Hands and Feet

This song takes advantage of having fun with having your hands and feet talk to each other. The change of voices help high light turn taking and imitation of simple greetings.

### Language Targets:

- practice with greeting and asking 'how you doing?'
- body parts

### Speech Sound Targets:

- vowel practice with /eee/
- frequent practice with the words 'feet', 'hands', 'meet'
- practice with saying 'hey'
- listen to the rhyming words

### Suggested Movements:

- practice with waving your right hand and then your left hand, "waving" right foot and then "waving" with the left foot
- have hands come together to 'meet' and feet come together to 'meet'



## Please, Please, Please

In this song, children not only learn the manner words but also when to use them and why. The chain of three for 'please' gives ample time for listening and practice.

### Language Targets:

- concepts of manners and when to use them

### Speech Sound Targets:

- frequent practice saying the words 'please' and 'thank you'
- vowel practice with 'e'

### Suggested Movements:

- sign for 'please' and 'thank you'

**Please, Please, Please**

Hey, I want a lollipop! What do I do?  
I say please, please, please and a big thank you.  
I have to say please for everything I need.  
I have to say please, please, please, for everything.  
Every little thing I'm going to need.  
Hey, I want to ride my bike! What do I do?  
I say please, please, please and a big thank you.  
I have to say please for everything I need.  
I have to say please, please, please, for everything.  
Every little thing I'm going to need.  
Hey, I want to rollerskate! What do I do?  
I say please, please, please and a big thank you.  
I have to say please for everything I need.  
I have to say please, please, please, for everything.  
Every little thing I'm going to need.

PLEASE?

THANK YOU!

Kelly Donovan © 2012

## I Love You Everyday

Every children's album needs a song about love and this one is one that will stay with you all day.

### Language Targets:

- song about LOVE

### Speech Sound Targets:

- frequent imitation practice with "I love you"

### Suggested Movements:

- use the sign for "love"

